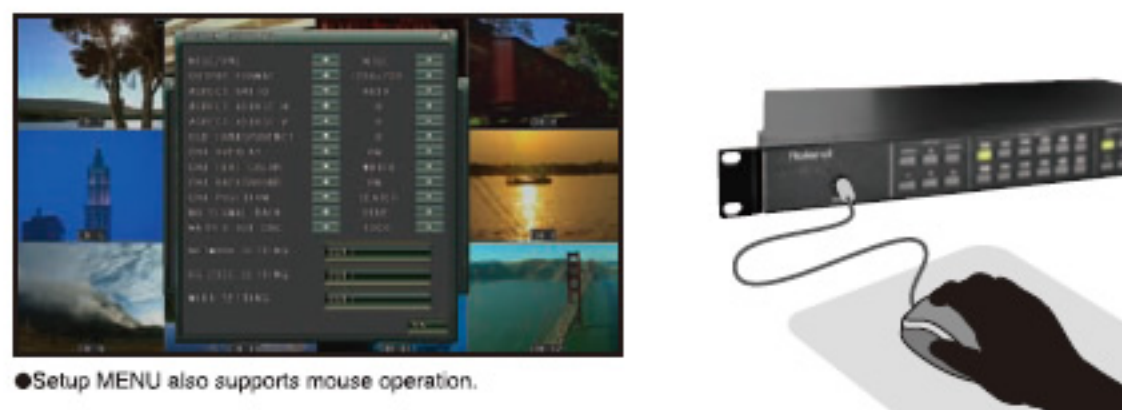


Easily monitor and distribute input sources.
View all sources on a single HD display.

MULTI-VIEWER/SWITCHER **MVS-12**

INTUITIVE OPERATION

Quick setup and operation with a mouse. Rearrange screen structure with simple drag and drop motion. Select video source with a click of the mouse.



MATRIX SWITCHER


Using the built-in Matrix Switcher function, 12 video sources are assignable to 4 different outputs. Use as a simple switcher.




MULTI-VIEW

There are four layout patterns to choose from. Aspect ratios, background color and source names can be selected from the MENU.

10 Screen Layout




9 Screen Layout



12 Screen Layout




14 Screen Layout



MEMORY & CONTROL

Four display setups can be saved and recalled from the 4 front panel memory buttons. In addition, the MVS-12 can be controlled from a PC via LAN or RS-232C.




MULTI-SOLUTIONS

Multi-viewer and Matrix switcher function enables system expansion.

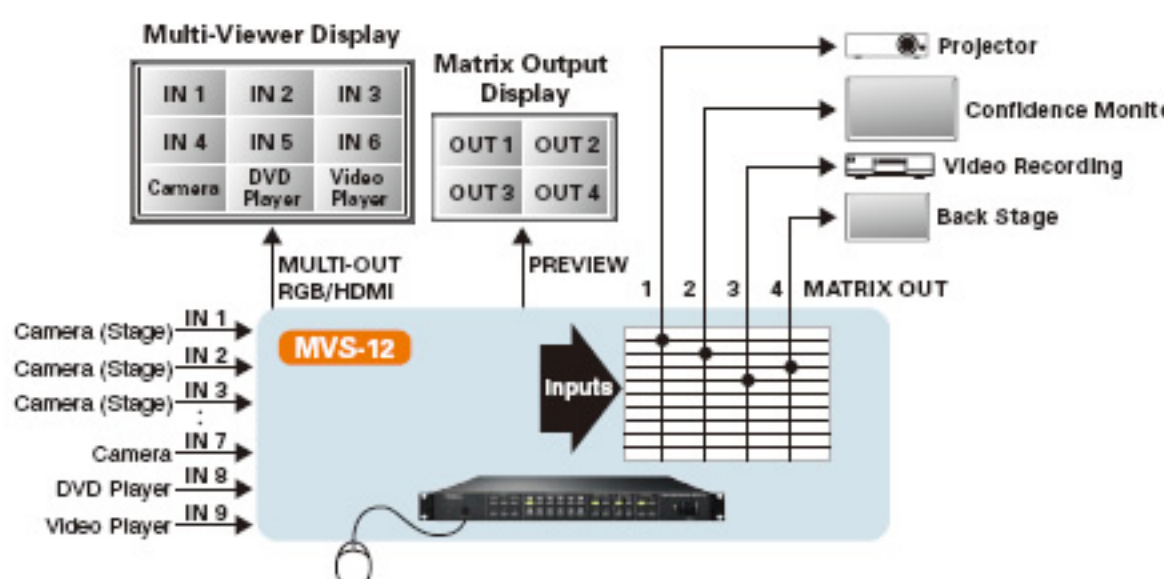
Monitoring for Switcher

The MVS-12 is a perfect companion for the LVS-800 allowing you to preview all monitor outputs. Using a MIDI connection the PGM/PVM video source is displayed and indicated by a red frame and green frame (tally).



Monitoring for Video Installation

Video sources can be distributed to up to four different locations.



Expansion of SD Inputs

The Matrix Switcher function enables the V-1600HD mixer to access additional SD inputs. By connecting a MIDI cable and using the V-LINK function, the V-1600HD can directly select any video source from the MVS-12.

